



April 28, 2026

## GLOBAL MARKETS

Indices	Closing Level	Change		Performance	
		Value	%	MTD (%)	YTD (%)
<b>Global</b>					
S&P 500	7,173.9	8.8	0.1	9.9	4.8
Dow Jones Ind. Average	49,167.8	(62.9)	(0.1)	6.1	2.3
Nasdaq 100	27,305.7	2.0	0.0	15.0	8.1
FTSE 100	10,321.1	(58.0)	(0.6)	1.4	3.9
DAX 30	24,083.5	(45.5)	(0.2)	6.2	(1.7)
CAC 40	8,141.9	(15.9)	(0.2)	4.2	(0.1)
BIST 100	14,594.0	184.9	1.3	14.1	29.6
Nikkei	60,537.4	821.2	1.4	18.6	20.3
Hang Seng	25,925.7	(52.4)	(0.2)	4.6	1.2
Shanghai Composite	4,086.3	6.4	0.2	5.0	3.0
BSE Sensex	77,303.6	639.4	0.8	7.4	(9.3)
<b>GCC</b>					
QE Index	10,641.9	(26.1)	(0.2)	4.5	(1.1)
Saudi Arabia (TASI)	11,168.5	47.0	0.4	(0.7)	6.5
UAE (ADX)	9,827.7	38.8	0.4	3.2	(1.7)
UAE (DFM)	5,870.6	16.4	0.3	8.0	(2.9)
Kuwait (KSE)	8,908.5	(8.3)	(0.1)	5.8	0.0
Oman (MSM)	8,139.5	19.6	0.2	(0.4)	38.7
Bahrain (BAX)	1,951.8	14.5	0.7	2.8	(5.6)
MSCI GCC	1,136.1	1.8	0.2	1.1	3.7
Dow Jones Islamic	9,067.4	34.7	0.4	13.0	8.2
<b>Commodity</b>					
Brent	101.7	2.6	2.6	(2.2)	67.1
WTI	96.4	2.0	2.1	3.4	68.4
Natural Gas	2.7	0.0	1.6	(5.5)	(26.0)
Gold Spot	4,693.7	(47.2)	(1.0)	0.3	8.1
Copper	6.0	(0.0)	(0.1)	7.2	6.0

Source: S&P Capital IQ

## GCC MARKET OVERVIEW

GCC Fundamentals	P/E (x)	P/B (x)	Dividend Yield (%)	EV / EBITDA (x)
Qatar All Share	11.9	1.4	4.61%	11.8
DSM 20	11.8	1.4	4.49%	11.5
Saudi Arabia (TASI)	16.6	4.0	4.61%	11.9
UAE (ADX)	27.2	3.9	1.57%	20.3
UAE (DFM)	12.1	4.0	5.10%	7.0
Kuwait (KSE)	18.8	2.3	3.10%	25.1
Oman (MSM)	17.0	2.4	4.14%	7.9
Bahrain (BAX)	9.0	1.7	5.94%	11.6

Source: Refinitiv Eikon

## TOP GAINERS & LOSERS

GCC Trading Activity	Close Price	1D Change		Performance		Vol. ('000)	P/E TTM
		Value	%	1Y (%)	1M (%)		
<b>Top Gainers</b>							
Salam International Investment Limited	0.8	0.0	2.9%	-29.4%	11.9%	28,061	9
Al Khaleej Takaful Insurance Company	2.7	0.1	2.1%	12.9%	19.3%	2,467	10
Baladna	1.5	0.0	2.0%	26.8%	20.9%	41,829	6
Qatari German Company for Medical Devices	1.5	0.0	1.9%	-4.2%	-1.6%	17,619	19
Mannai Corporation	5.3	0.1	1.9%	-0.5%	0.1%	955	9
<b>Top Losers</b>							
Gulf International Serv.	2.1	(0.1)	-3.0%	-15.6%	9.0%	9,379	7
Al Meera Consumer Goods Company	13.9	(0.3)	-2.3%	19.1%	4.4%	155	20
Qatar Navigation	10.4	(0.2)	-1.7%	-16.5%	-1.3%	910	9
Mesaieed Petrochemical Holding Company	1.2	(0.0)	-1.1%	-9.7%	-10.8%	7,512	29
MEEZA QSTP-LLC	3.4	(0.0)	-1.1%	-5.1%	-6.9%	710	34

Source: S&P Capital IQ

## MARKET COMMENTARY

### Global

Global equity markets exhibited mixed performance on Monday. In the US, major equity indices were subdued. The S&P 500 rose modestly by 8.8 points (0.1%) to close at 7,173.9, while the Nasdaq 100 edged up 2.0 points (0.0%) to 27,305.7; the Dow Jones Industrial Average, however, declined by 62.9 points (-0.1%) to 49,167.8. European markets were broadly weaker, with the FTSE 100 falling 58.0 points (-0.6%), the DAX 30 slipping 45.5 points (-0.2%), and the CAC 40 easing 15.9 points (-0.2%). In contrast, Turkey's BIST 100 outperformed, rising 184.9 points (1.3%). Asian markets were mostly positive, led by Japan's Nikkei 225, which surged 821.2 points (1.4%), while Hong Kong's Hang Seng Index declined 52.4 points (-0.2%) and China's Shanghai Composite gained 6.4 points (0.2%). In India, the BSE Sensex advanced strongly, climbing 639.4 points (0.8%) to close at 77,303.6. Oil gains nearly 2.5% with Brent crude closing at USD 101.7 per barrel and US WTI settling at USD 96.4.

### GCC

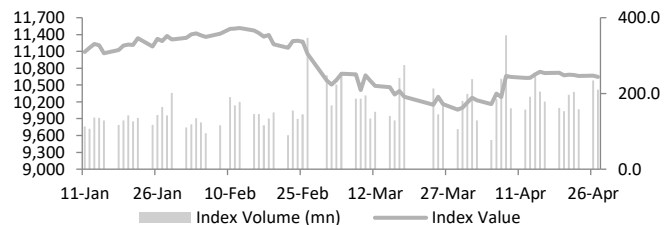
Saudi Arabia's Tadawul All Share Index (TASI) rose by 47.0 points (0.4%) to close at 11,168.5. In the UAE, the Abu Dhabi Securities Exchange General Index (ADX) gained 38.8 points (0.4%) to 9,827.7, while the Dubai Financial Market General Index (DFM) advanced 16.4 points (0.3%) to 5,870.6. Kuwait's Kuwait Stock Exchange Index (KSE) edged down 8.3 points (-0.1%) to 8,908.5. Oman's MSM 30 Index increased by 19.6 points (0.2%) to 8,139.5, while Bahrain's Bahrain All Share Index (BAX) climbed 14.5 points (0.7%) to close at 1,951.8.

### Qatar

Qatar's market closed negative at 10,641.9 on Monday. The Banks & Financial Services index declined by 0.40% to close at 5,205.2, while the Consumer Goods & Services index rose strongly by 0.99% to 8,501.0. The Industrials index fell by 0.54% to 4,403.1, whereas the Insurance index posted a modest gain of 0.14% to reach 2,806.2. The Real Estate index edged down by 0.06% to 1,488.0, while the Telecoms index recorded a notable increase of 1.49% to 2,464.5. Meanwhile, the Transportation index declined by 1.18% to close at 5,415.4.

The top performer includes Salam International Investment Limited and Al Khaleej Takaful Insurance Company while Gulf International Services and Al Meera Consumer Goods Company were among the top losers. Trading saw a volume of 209.7 mn shares exchanged in 21,301 transactions, totalling QAR 449.0 mn in value with market cap of QAR 634.1 bn.

### Qatar DSM Index



Source: Investing.com

QE Sector Indices	Closing Level	1D Change (%)
Banks & Financial Services	5,205.2	-0.40%
Consumer Goods & Services	8,501.0	0.99%
Industrials	4,403.1	-0.54%
Insurance	2,806.2	0.14%
Real Estate	1,488.0	-0.06%
Telecoms	2,464.5	1.49%
Transportation	5,415.4	-1.18%

Source: Qatar Stock Exchange

Qatar Trading Summary	Buy (%)	Sell (%)
Qatari Individuals	34.7	37.5
Qatari Institutions	32.2	26.6
<b>Qatari - Total</b>	<b>66.9</b>	<b>64.2</b>
Foreign Individuals	15.0	14.5
Foreign Institutions	18.2	21.4
<b>Foreign - Total</b>	<b>33.1</b>	<b>35.8</b>

Source: Qatar Stock Exchange



April 28, 2026

#### KEY NEWS OF QATAR

##### ▶ Important to back mediation, PM tells Saudi, Egyptian FMs

Sheikh Mohammed bin Abdulrahman bin Jassim Al Thani, Qatar's Prime Minister and Foreign Minister, held separate phone calls with Prince Faisal bin Farhan Al Saud of Saudi Arabia and Badr Abdelatty of Egypt to discuss strengthening bilateral relations and reviewing regional developments, particularly the ceasefire between the United States and Iran. During both conversations, he emphasized the importance of supporting ongoing mediation efforts, urging all parties to engage constructively in dialogue and peaceful solutions to address the root causes of the crisis and achieve a sustainable agreement that ensures long-term regional security and stability.

##### ▶ Qatar plays stabilising role in global economy: Envoy

Faizal Razali, Malaysia's ambassador to Qatar, highlighted Qatar's crucial role as a stabilising force in the global economy through its contributions to energy security, market stability, and mediation efforts, while also advocating for the Global South and peaceful conflict resolution. He noted that both Malaysia and Qatar support a rules-based global trading system under the World Trade Organization and can act as strategic bridges between ASEAN and the Gulf Cooperation Council to enhance inter-regional cooperation. Emphasising strong and evolving bilateral ties rooted in long-standing political engagement, including leadership interactions since the era of Mahathir Mohamad, Razali called for deeper collaboration in trade, supply chains, and economic resilience, while pointing to opportunities for Malaysian contributions to Qatar's Qatar National Vision 2030 across sectors such as Islamic finance, halal economy, agri-technology, digital infrastructure, cybersecurity, and AI to drive sustainable growth and connectivity.

##### ▶ Malaysia eyes AI, halal, data centre plays to deepen Qatar trade ties

Faizal Razali, Malaysia's ambassador to Qatar, highlighted strong prospects for expanding bilateral economic ties in 2026 beyond traditional sectors, with key growth areas including AI, technology, sustainability, halal industries, education, tourism, and finance. He noted opportunities for collaboration in higher education and TVET, luxury eco-tourism, green energy, food security, and advanced technologies such as semiconductors and data centres—where firms like Google, Microsoft, and Nvidia are already active in Malaysia. Razali also emphasised Malaysia's role as a halal hub and a gateway to regional trade frameworks like Regional Comprehensive Economic Partnership and Comprehensive and Progressive Agreement for Trans-Pacific Partnership, while pointing to improving trade momentum despite a dip in 2025. Strengthening energy cooperation was underscored by a 20-year LNG deal between PETRONAS and QatarEnergy, alongside Malaysia's record investment inflows and stable low inflation, reinforcing its appeal as a strategic hub for Qatari investors.

#### KEY NEWS OF SAUDI ARABIA

##### ▶ Council of Economic and Development Affairs reviews Saudi Vision 2030 achievements as it enters its 3rd phase

Mohammed bin Salman highlighted that Saudi Vision 2030 has delivered transformative progress across Saudi Arabia's economy, society, and infrastructure, as it enters its third and final phase (2026–2030) focused on accelerating achievements, sustaining growth, and positioning the Kingdom among leading global economies. He emphasized that investing in citizens through education, jobs, and empowerment remains central, while continued reforms, strong financial planning, and expanded roles for the private sector and institutions like the Public Investment Fund will drive diversification and resilience. The Vision has already achieved major milestones, including strong non-oil economic growth, rising foreign investment, improved quality of life, increased homeownership and employment, and global competitiveness gains, alongside advancements in sectors such as tourism, energy, mining, logistics, and AI. With most performance indicators on track and large-scale projects like NEOM and the Red Sea progressing, the final phase aims to consolidate these gains, boost sustainability, and ensure long-term economic leadership beyond 2030.

##### ▶ Saudi banks post record quarterly profits of USD 6.4 bn

Saudi Arabia's banking sector delivered a record start to 2026, with its 10 listed lenders including Al Rajhi Bank, Saudi National Bank, and Riyad Bank posting combined first-quarter profits of USD6.4 bn, up 7.6% year-on-year, reflecting strong momentum driven by Saudi Vision 2030. Growth was fueled by higher interest rates supporting margins, rising mortgage and corporate

lending tied to mega-projects like NEOM, improved asset quality, and increased government spending, while banks also benefited from diversified income streams, digital transformation, and cost efficiencies. Analysts noted that this performance highlights the sector's resilience and structural strength, with profits potentially exceeding SAR 100 bn in 2026, although future interest rate cuts may slightly pressure margins; nonetheless, sustained financing demand and a robust non-oil economy are expected to keep the sector on a solid growth path.

#### KEY NEWS OF UAE

##### ▶ UAE launches USD 272 mn fund to boost industrial resilience, local manufacturing

The United Arab Emirates has launched a 1 bn dirham National Industrial Resilience Fund, approved during a cabinet meeting chaired by Mohammed bin Rashid Al Maktoum, to strengthen domestic manufacturing, secure supply chains, and integrate artificial intelligence into production processes as part of its broader economic diversification strategy. The initiative aims to localize over 5,000 critical products through the mandatory National In-Country Value Programme, expand industrial capacity, build strategic reserves, and enhance supply continuity, while also promoting UAE-made goods across retail and digital platforms. Supported by leaders including Sultan bin Ahmed Al Jaber, the fund is seen as a key step toward creating a resilient, technology-driven industrial ecosystem that leverages AI for forecasting, risk management, and global competitiveness.

#### OTHER REGIONAL AND GLOBAL NEWS

##### ▶ Oil climbs nearly 2% as US-Iran peace talks stall

Oil prices climbed nearly 2% as stalled peace talks between the US and Iran and restricted shipments through the Strait of Hormuz tightened global supply, pushing Brent crude oil above USD 107 per barrel and West Texas Intermediate crude oil near USD 96. Both benchmarks have surged sharply in recent days amid escalating geopolitical tensions, worsened by Donald Trump cancelling a diplomatic visit involving Steve Witkoff and Jared Kushner, while Iran signalled potential production disruptions due to storage constraints. With Tehran effectively limiting access to the strait and the US imposing port blockades, tanker traffic has dropped significantly, heightening concerns over supply shortages; meanwhile, Goldman Sachs raised its oil price forecasts and warned that the broader economic risks could intensify due to rising crude prices, refined product shortages, and the scale of the ongoing shock.

##### ▶ Gold steadies as traders await central bank decisions amid inflation worries

Gold prices remained largely steady as investors adopted a cautious stance ahead of key central bank meetings, with concerns that rising oil prices particularly Brent crude oil climbing above USD 105 per barrel due to supply constraints in the Strait of Hormuz could fuel inflation and push policymakers toward a more hawkish approach. Spot gold held near USD 4,707 per ounce while US futures dipped slightly, as higher interest rate expectations reduce gold's appeal despite its role as an inflation hedge. Markets are closely watching decisions from the Federal Reserve, Bank of Japan, European Central Bank, and Bank of England for signals on monetary policy amid geopolitical tensions linked to the ongoing US-Iran conflict. Meanwhile, a softer dollar provided some support to gold prices, while other precious metals saw modest moves, with silver and platinum edging higher and palladium declining slightly.

##### ▶ UK retail sales tumble by most in over 40 years, CBI survey shows

British retailers experienced their steepest year-on-year sales decline in over four decades, according to a survey by the Confederation of British Industry, with its retail sales balance plunging to -68 in April the lowest level since records began in 1983 as the Iran conflict heightened inflation concerns and weakened consumer confidence. The outlook for May also deteriorated sharply, reflecting growing pessimism among businesses, while economist Martin Sartorius noted that firms are urging the government to ease cost-of-living pressures by addressing business costs, including limiting additional employee-related expenses, reducing property taxes, and lowering electricity bills, as subdued consumer sentiment continues to weigh heavily on retail spending.



April 28, 2026

## FX RATES

Currencies	Value	Currencies	Value
EUR/USD	1.17	USD/QAR	3.64
USD/JPY	159.26	EUR/QAR	4.27
GBP/USD	1.35	JPY/QAR	0.02
USD/CHF	0.78	GBP/QAR	4.93
USD/CAD	1.36	CHF/QAR	4.64
AUD/USD	0.72	CAD/QAR	2.67
NZD/USD	0.59	AUD/QAR	2.62
USD/INR	94.09	INR/QAR	0.04
USD/TRY	45.02	TRY/QAR	0.08
USD/ZAR	16.54	ZAR/QAR	0.22
USD/BRL	4.98	BRL/QAR	0.73

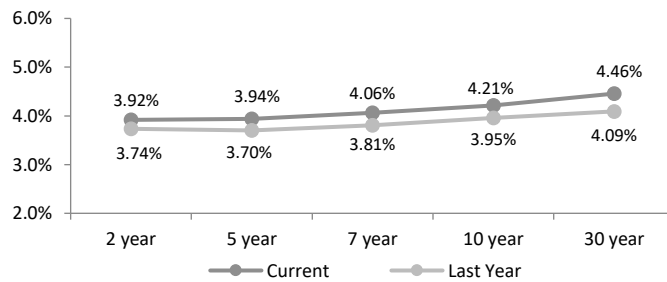
Source: S & P Capital IQ

## INTERBANK OFFERING & US SWAP RATES

Duration	Overnight	1 Week	1 Month	3 Month	1 Year
LIBOR	5.06	0.08	4.96	4.85	6.04
EURIBOR	1.93	1.92	1.97	2.16	2.74
QIBOR	4.00	4.02	4.05	4.02	3.86
SAIBOR	4.07	3.91	4.68	4.72	4.85
EIBOR	3.49	3.68	3.68	3.73	3.99
BMIBOR	4.33	4.57	5.10	5.12	5.16
KIBOR	2.38	3.25	3.38	3.56	3.94

Source: Refinitiv Eikon, Qatar Stock Exchange

### US Swap Rates



Source: Investing.com

## GCC COMPANY RESULT

Company Name	Exchange	Ticker	Revenues (Mn)	YoY (%)	Net Profit (Mn)	YoY (%)
Baladna	QSE	BLDN	330.0	-0.16%	61.3	5.02%
Qatar Navigation	QSE	QNNS	874.4	15.17%	296.1	-20.80%
United Carton Industries Co.	SE	UCIC	353.5	1.05%	24.2	29.49%
Umm Al-Qura Cement Co.	SE	UACC	88.3	46.13%	24.6	125.92%
Yamama Cement Company	SE	YC	339.8	-2.65%	143.9	1.26%
Halwani Bros. Co.	SE	HB	245.5	3.24%	15.4	33.88%
Zahrat Al Waha For Trading Co.	SE	OASIS	128.8	2.30%	8.7	204.93%
Advanced Petrochemical Company	SE	ADVANCED	1,079.0	75.73%	30.0	-58.33%

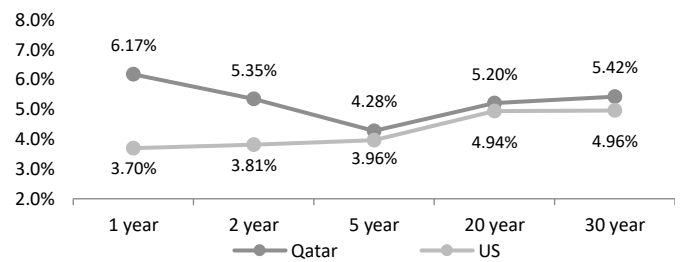
Note: Results were published on 27th April, all the numbers are in local currency.

## FX Commentary

The dollar index slipped about 0.3% to around 98.5, while the euro edged higher to roughly USD 1.17, supported by earlier optimism following a ceasefire announcement. The Japanese yen strengthened slightly to near 159.26 per dollar but remained close to the critical 160 level that could trigger intervention, and the British pound traded relatively steady around USD 1.35.

## SOVEREIGN YIELD CURVES

### Qatar vs US Treasuries Yields



Source: Investing.com

5 Years CDS	Spreads	3M Change	5 Year CDS	Spreads	3M Change
US	38.6	6.9	Turkey	239.5	25.7
UK	18.8	2.8	Egypt	332.4	33.4
Germany	9.1	1.6	Abu Dhabi	43.0	12.7
France	27.9	2.0	Bahrain	249.0	52.9
Italy	31.3	6.2	Dubai	79.8	28.3
Greece	31.2	2.7	Qatar	36.4	7.3
Japan	27.2	2.0	Saudi Arabia	67.9	(4.0)

Source: S&P Capital IQ



April 28, 2026

## QSE MAIN FINANCIAL INDICATORS

Company	Dividend Yield (%)	P/B.V Ratio (x)	P/E Ratio (x)	EPS (QAR)	Book Value/Share (QAR)	Stock Price (QAR)	Company
QNB	4.13	1.57	9.50	1.85	11.19	17.56	QNB
Qatar Islamic Bank	3.97	1.83	H	0.21	12.44	22.70	المصرف
Comm. Bank of Qatar	6.84	0.88	8.64	0.51	5.00	4.39	التجاري
Doha Bank	5.49	0.77	9.39	0.29	3.56	2.73	بنك الدوحة
Ahli Bank	6.67	1.34	10.18	0.37	2.81	3.75	الاهلي
Intl. Islamic Bank	4.69	2.17	12.57	0.90	5.21	11.31	الدولي
Rayan	5.02	0.82	13.31	0.17	2.66	2.19	الريان
Lesha Bank (QFC)	3.04	1.46	11.05	0.18	1.36	1.98	بنك لسا QFC
Dukhan Bank	4.59	1.35	12.92	0.27	2.59	3.48	بنك دخان
National Leasing	5.89	0.54	15.59	0.04	1.25	0.68	الإجارة
Dlala	0.00	1.24	52.47	0.02	0.99	1.23	دلالة
Qatar Oman	0.00	0.80	nm	nm	0.97	0.78	قطر وعمان
Inma	1.61	0.94	49.66	0.06	2.97	2.79	إنماء
<b>Banks &amp; Financial Services</b>	<b>4.48</b>	<b>1.41</b>	<b>11.95</b>	<b>0.66</b>	<b>5.59</b>		<b>البنوك والخدمات المالية</b>
Zad Holding Company	4.56	2.48	21.49	0.69	6.02	14.90	زاد
Qatar German Co. Med	0.00	-7.59	19.17	0.08	-0.20	1.54	الطبية
Baladna	7.67	0.54	9.12	0.09	1.44	0.78	بلدنا
Salam International	0.00	1.08	5.87	0.25	1.37	1.48	السلام
Medicare	4.03	1.48	23.84	0.23	3.68	5.45	الرعاية
Cinema	3.99	1.12	15.30	0.16	2.25	2.50	السينما
Qatar Fuel	6.26	1.66	14.70	0.98	8.65	14.37	قطر للوقود
Widam	0.00	-15.40	nm	nm	-0.11	1.62	ودام
Mannai Corp.	5.68	2.04	9.01	0.59	2.59	5.28	مجمع المناي
Al Meera	2.88	18.47	19.96	0.70	0.75	13.87	الميرة
Mekdam	5.80	1.50	9.73	0.25	1.59	2.39	مقدم
MEEZA QSTP	2.47	3.03	33.64	0.10	1.14	3.45	ميزة
Faleh	0.00	na	na	0.00	0.00	0.62	الفالح
Al Mahhar	6.52	1.29	10.12	0.23	1.78	2.30	Al Mahhar
Mosanada	0.54	4.68	15.98	0.58	1.97	9.19	Mosanada
<b>Consumer Goods &amp; Services</b>	<b>4.59</b>	<b>1.80</b>	<b>14.31</b>	<b>0.33</b>	<b>2.62</b>		<b>الخدمات والسلع الاستهلاكية</b>
QAMCO	6.11	1.30	11.90	0.14	1.26	1.64	قامكو
Ind. Manf. Co.	5.65	0.54	7.76	0.30	4.25	2.30	التحويلية
National Cement Co.	7.80	0.62	18.38	0.15	4.54	2.82	الاسمنت
Industries Qatar	5.77	1.96	17.32	0.71	6.27	12.31	صناعات قطر
The Investors	7.10	0.60	12.31	0.12	2.34	1.41	المستثمرين
Electricity & Water	5.23	1.08	11.99	1.24	13.83	14.92	كهرباء وماء
Aamal	6.26	0.60	11.35	0.07	1.33	0.80	أعمال
Gulf International	4.75	0.85	5.77	0.37	2.48	2.11	الخليج الدولية
Mesaieed	3.39	0.96	29.24	0.04	1.29	1.24	مسعيد
Estithmar Holding	0.00	2.94	18.33	0.22	1.37	4.04	استثمار القابضة
<b>Industrials</b>	<b>4.80</b>	<b>1.43</b>	<b>15.57</b>	<b>0.24</b>	<b>2.57</b>		<b>الصناعات</b>
Qatar Insurance	5.00	1.05	9.09	0.24	2.09	2.20	قطر
Doha Insurance Group	6.14	1.02	7.43	0.41	2.95	3.01	مجموعة الدوحة للتأمين
QLM	4.38	1.13	12.20	0.19	2.02	2.29	كيو إل إم
General Insurance	3.03	0.39	11.61	0.14	4.25	1.65	العامة
Alkhaleej Takaful	5.61	1.10	9.60	0.28	2.43	2.68	الخليج التكافلي
Islamic Insurance	5.90	2.09	8.33	1.02	4.06	8.48	الإسلامية
Beema	5.73	1.41	9.13	0.48	3.10	4.36	بيمه
<b>Insurance</b>	<b>5.04</b>	<b>0.95</b>	<b>9.16</b>	<b>0.27</b>	<b>2.60</b>		<b>التأمين</b>
United Dev. Company	6.29	0.27	7.16	0.12	3.24	0.87	المتحدة للتنمية
Barwa	7.56	0.41	7.45	0.32	5.87	2.38	بروة
Ezdan Holding	0.00	0.72	H	0.00	1.27	0.91	إزدان القابضة
Mazaya	0.00	0.59	10.91	0.05	1.01	0.59	مزايا
<b>Real Estate</b>	<b>2.42</b>	<b>0.54</b>	<b>20.06</b>	<b>0.05</b>	<b>1.97</b>		<b>العقارات</b>
Ooredoo	5.56	1.44	11.19	1.21	9.41	13.50	Ooredoo
Vodafone Qatar	4.53	2.28	15.12	0.18	1.17	2.65	فودافون قطر
<b>Telecoms</b>	<b>5.34</b>	<b>1.55</b>	<b>11.82</b>	<b>0.62</b>	<b>4.72</b>		<b>الاتصالات</b>
Qatar Navigation	4.33	0.65	9.30	1.12	16.07	10.40	الملاحة
Gulf warehousing Co	4.56	0.51	11.17	0.20	4.30	2.20	مخازن
Nakilat	3.32	1.72	14.18	0.31	2.52	4.34	ناقلات
<b>Transportation</b>	<b>3.69</b>	<b>1.07</b>	<b>12.05</b>	<b>0.42</b>	<b>4.78</b>		<b>النقل</b>
<b>Exchange</b>	<b>4.48</b>	<b>1.28</b>	<b>12.98</b>	<b>0.34</b>	<b>3.49</b>		

Source: Qatar Stock Exchange; "nm" stands for Minus ratio due to company losses according to the latest financial data and "H" stands for The P/E ratio is one hundred times and more.

## DISCLAIMER

It is understood that any opinions expressed by Commercial Bank Financial Services or its affiliates as to the commentary, market information, and future direction of prices of specific securities reflect the views of the individual analyst who issued them and do not necessarily represent the views of Commercial Bank Financial Services or its affiliates in any way. In no event shall CBFS or its affiliates have any liability for any direct or indirect losses incurred in connection with any decision made, action or inaction taken by any party in reliance upon the information provided in this material or for any delays, inaccuracies, errors in, or omissions of the said information.

